

## Newton, the apple and the moon

By looking at the sizes of shadows, the Ancient Greeks had reasoned the Moon must be about sixty Earth radii distant. This is impressively close to the modern measurements, which take into account that the orbital distance varies from *perigee* to *apogee* over time due to a slight *eccentricity* (i.e. not perfect circularity) of the orbit. Note also that the Moon is currently *receding* from the Earth at a rate of about 2.91 cm/year due to the tidal gravitational interaction between the moving water on Earth and the Moon.

Earth-Moon separation  $363,104\text{km} \leq R_M \leq 406,696\text{km}$

$$57.0R_{\oplus} \leq R_M \leq 63.8R_{\oplus}$$

i.e. gravitational force or **weight** is  
mass x gravitational acceleration\*

Galileo had shown experimentally that all falling bodies on Earth should *accelerate* a constant rate. In modern terms, we would say that if air resistance, lift, upthrust etc can be ignored, all objects fall at about  $g = 9.81 \text{ m/s}^2$

From Galilean *kinematics*, one can predict how far an apple would fall in 1 second.

$$x = \frac{1}{2}gt^2 \quad g = 9.81\text{ms}^{-2} \quad t = 1\text{s}$$

$$\therefore x = 4.9\text{m}$$

i.e. constant acceleration motion  
means a *quadratic* dependence  
of displacement upon time

Newton then asked the question: “How far does the **Moon** fall in 1 second?”

If one assumes a circular orbit, the diagram on the left (scale highly exaggerated) represents *one second of movement*. From *Pythagoras' Theorem*, we can calculate the fall distance in terms of the Earth's Radii and the distance travelled by the Moon in one second. We shall assume over such short timescales the Moon *travels in a straight line*.

$$(60R_{\oplus} + \delta)^2 = d^2 + (60R_{\oplus})^2$$

$$(60R_{\oplus})^2 + 120R_{\oplus}\delta + \delta^2 = d^2 + (60R_{\oplus})^2$$

$$120R_{\oplus}\delta + \delta^2 = d^2$$

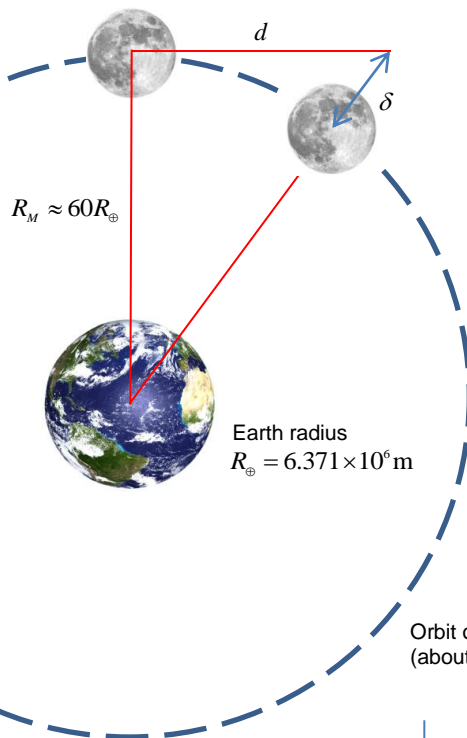
$$120R_{\oplus}\delta \approx d^2$$

$$\delta \approx \frac{d^2}{120R_{\oplus}}$$

Expect the square of the fall distance to  
be negligible compared to the other terms

Orbit of the Moon  
(about 28 days)

Not to scale!



In one second, the Moon will travel

$$d = \frac{2\pi \times 60R_{\oplus}}{28 \times 24 \times 3600}$$

$$d \approx 993\text{m}$$

Hence in one  
second the Moon  
will fall

$$\delta \approx \frac{d^2}{120R_{\oplus}}$$

$$\delta \approx \frac{992.81^2}{120 \times 6.371 \times 10^6}$$

$$\delta \approx 1.3\text{mm}$$

Newton reasoned that to keep the Moon in orbit, a *central force* must act. He postulated that an **inverse-square law** would be appropriate, perhaps based upon how light rays might diverge from a circular source.

From a modern perspective, we might refer to how the radioactive power per unit area  $\Phi$  received from the Sun follows an inverse square law, since the power per unit area times the area of a sphere surrounding the Sun must equal the total power output (or Luminosity  $L$ )

$$L = \Phi \times 4\pi R^2 \quad \therefore \Phi = \frac{L}{4\pi R^2}$$

Note for the Sun  
 $L \approx 3.846 \times 10^{26} \text{ W}$   
 $\Phi_{\oplus} \approx 1,368 \text{ Wm}^{-2}$

Based on the **inverse square law**

$$\frac{g_M}{g} = \frac{1}{60^2}$$


Hence:

$$\delta = \frac{1}{2}g_M t^2$$

$$g = 9.81\text{ms}^{-2} \quad t = 1\text{s}$$

$$\therefore \delta = \frac{1}{2} \times \frac{9.81}{60^2} \approx 1.3\text{mm}$$

which matches the expected  
distance the Moon falls  
to maintain its orbit.



Isaac Newton  
1642-1726



An apocryphal apple



Galileo Galilei  
1564-1642

Newton therefore  
proposed a **Universal  
Law of Gravitation** for  
the force acting between  
two masses separated  
by distance  $r$

$$F = \frac{GMm}{r^2}$$

\*It is assumed here that 'gravitational mass' in  $mg$  is the same as *inertia* in force = mass x acceleration. This deep connection shall be discussed later!

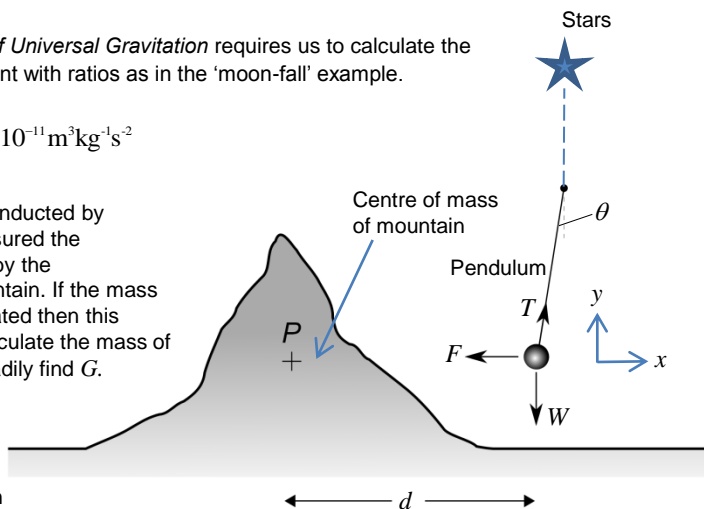
## The Schiehallion experiment

To make use of *Newton's Law of Universal Gravitation* requires us to calculate the constant  $G$ , unless we are content with ratios as in the 'moon-fall' example.

$$F = \frac{GMm}{r^2} \quad G = 6.67384 \times 10^{-11} \text{ m}^3 \text{ kg}^{-1} \text{ s}^{-2}$$

The Schiehallion experiment, conducted by the Royal Society in 1774, measured the deflection of a long pendulum by the gravitational attraction of a mountain. If the mass of the mountain could be calculated then this experiment could be used to calculate the mass of the Earth. From this one can readily find  $G$ .

The deflection  $\theta$  was measured by comparing the line of the pendulum to the positions of several stars. These observation were performed by Nevil Maskelyne.



Applying Newton's Law of Gravitation

$$W = \frac{GM_{\oplus}m}{R_{\oplus}^2} \quad F = \frac{GM_M m}{d^2}$$

Earth mass and radius Mountain mass

By Newton II, assuming equilibrium of pendulum bob:

$$// x: \quad 0 = T \sin \theta - \frac{GM_M m}{d^2}$$

$$// y: \quad 0 = T \cos \theta - \frac{GM_{\oplus} m}{R_{\oplus}^2}$$

$$T \sin \theta = \frac{GM_M m}{d^2}$$

$$T \cos \theta = \frac{GM_{\oplus} m}{R_{\oplus}^2}$$

$$\therefore \tan \theta = \frac{M_M R_{\oplus}^2}{d^2 M_{\oplus}}$$

$$\therefore M_{\oplus} = M_M \frac{R_{\oplus}^2}{d^2 \tan \theta}$$

$$M_{\oplus} = 5.972 \times 10^{24} \text{ kg}$$



Nevil Maskelyne  
1732-1811

$$W = mg$$

$$\therefore g = \frac{GM_{\oplus}}{R_{\oplus}^2}$$

$$\therefore G = \frac{g R_{\oplus}^2}{M_{\oplus}}$$

Note  $g$  can readily be measured, and a reasonable estimate of the radius of the Earth has been known since the time of Eratosthenes (276-195BC)

In the published report it was the *density* of the earth that was reported

$$\rho_{\oplus} \approx \frac{M_{\oplus}}{\frac{4}{3} \pi R_{\oplus}^3}$$

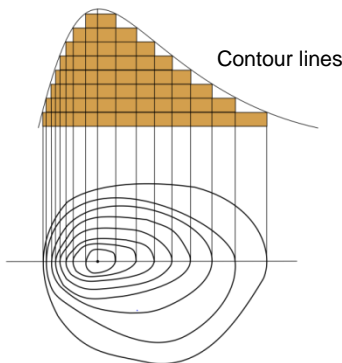
Calculating the mass of Schiehallion required a detail survey of the mountain. Its density was taken as  $2500 \text{ kg m}^{-3}$ , so an accurate calculation of volume was required. Charles Hutton performed this arduous mapping task, and invented contour lines in the process!

The Schiehallion experiment reported that the Earth average density was about  $4500 \text{ kg m}^{-3}$ . A modern (2007) repeat of the experiment using a digital elevation model yielded  $5480 \text{ kg m}^{-3}$ . The actual value is  $5515 \text{ kg m}^{-3}$ .

This means the Earth is not hollow, and must contain denser material at depth, possibly metallic.



Charles Hutton  
1737-1823



Schiehallion, Perthshire, Scotland  
1,083m

## Measuring $G$ via the Cavendish experiment

A more accurate value of  $G$  can be found by performing a sensitive experiment in the laboratory, using a *torsion pendulum*.

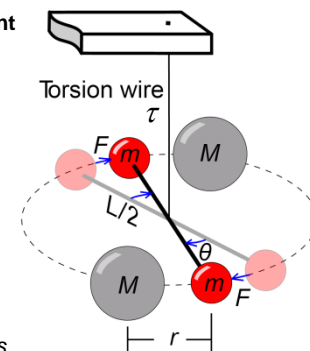
Balance the torsion force (the twist) on the wire with the torque resulting from the gravitational attraction of masses  $M$  and  $m$

$$\tau \theta = L \times \frac{GmM}{r^2}$$

$$\therefore G = \frac{\tau r^2 \theta}{LmM}$$

Angle in radians

The torsion constant  $\tau$  can be found by measuring the period  $P$  of small oscillations of the pendulum



Henry Cavendish  
1731-1810

$$P = 2\pi \sqrt{\frac{I}{\tau}} \quad P = 2\pi \sqrt{\frac{m}{k}} \quad \text{For a mass on a spring of stiffness } k$$

$$I = 2 \times m \left( \frac{1}{2} L \right)^2 = \frac{1}{2} mL^2 \quad \text{Moment of inertia } I \text{ of the pendulum about the wire axis}$$

$$\frac{P^2}{4\pi^2} = \frac{\frac{1}{2} mL^2}{\tau}$$

$$\therefore \tau = \frac{2\pi^2 mL^2}{P^2}$$

$$\text{Cavendish measured } G = 6.74 \times 10^{-11} \text{ m}^3 \text{ kg}^{-1} \text{ s}^{-2}$$

We can now combine the expressions to find  $G$

$$G = \frac{2\pi^2 mL^2}{P^2} \times \frac{r^2 \theta}{LmM}$$

$$G = \frac{2\pi^2 L r^2 \theta}{M P^2}$$

In the original experiment  $m = 0.73 \text{ kg}$ ,  $M = 158 \text{ kg}$   
 $L = 1.8 \text{ m}$ ,  $r = (230 - 4.1) \text{ mm}$   
 $P = 875.3 \text{ s}$ ,  $\frac{1}{2} L \theta \approx 4.1 \text{ mm}$

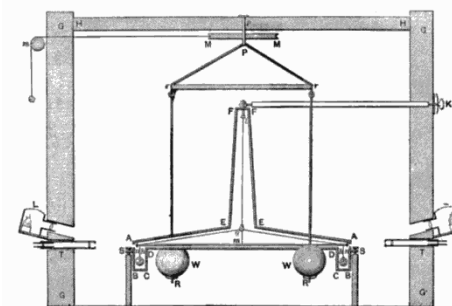


Fig. 1

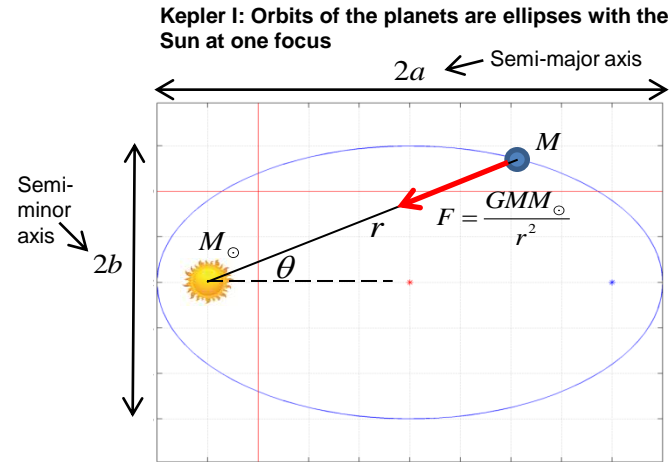
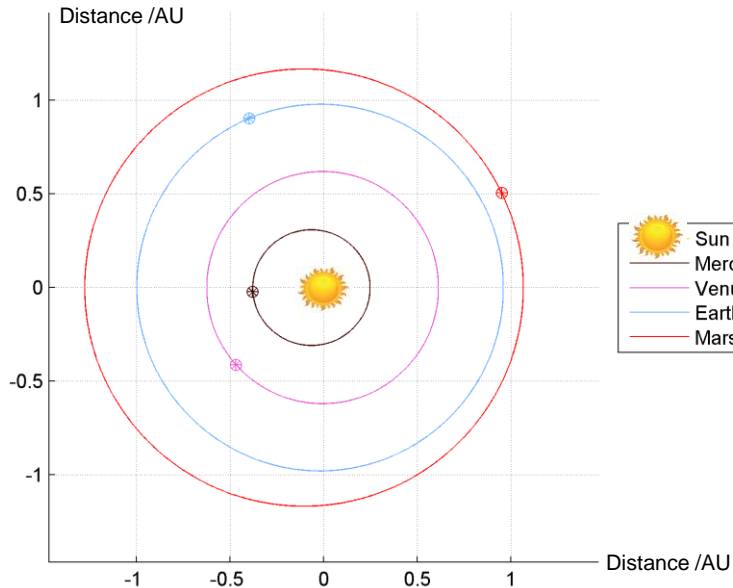
[https://en.wikipedia.org/wiki/Cavendish\\_experiment](https://en.wikipedia.org/wiki/Cavendish_experiment)

## Kepler's Three Laws of Orbital Motion

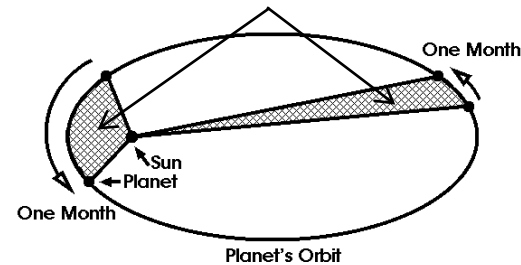
Inspired by the heliocentric model of Copernicus, and using the astronomical data obtained by Tycho Brahe, Kepler discovered three laws of planetary motion.

1. The orbit of every planet in the solar system is an **ellipse** with the Sun at one of the two foci.
2. A line joining a planet and the Sun sweeps out **equal areas during equal intervals of time**.
3. The **square** of the orbital **period** of a planet is directly proportional to the **cube** of the **semi-major axis** of its orbit.

The wording of Kepler's Laws implies a specific application to the solar system. However, the laws are more generally applicable to *any* system of two masses whose mutual attraction is an inverse-square law.



### Kepler II: Equal areas swept out in equal times



$$r = \frac{a(1 - \varepsilon^2)}{1 - \varepsilon \cos \theta}$$

$$\varepsilon = \sqrt{1 - \frac{b^2}{a^2}}$$

$$P^2 = \frac{4\pi^2}{G(M + M_{\odot})} a^3$$

Polar equation of ellipse

Eccentricity of ellipse

Kepler III

i.e. a **circle** has zero **eccentricity**. As eccentricity tends to unity, the ellipse becomes more elongated.

Assume  $a \geq b$  without loss of generality – since we can rotate the ellipse!

$$\frac{dA}{dt} = \frac{1}{2} \sqrt{G(M + M_{\odot}) (1 - \varepsilon^2) a}$$

Applying Newton's Law of Gravitation we can show the rate of change of area  $A$  swept is a constant.



Johannes Kepler  
1571-1630



Tycho Brahe  
1546-1601



Nicolaus Copernicus  
1473-1543

## Using Newton's Law of Universal Gravitation to characterize circular orbits

If a planet orbits a massive object such as a star, to a good approximation the orbit is a **perfect circle** centred on the centre of the star. (In general in a two-mass closed system where relativistic effects can be ignored, both objects will orbit in an *elliptical* fashion about their common centre of mass or *barycenter*\*).

The only force binding the planet to the star is **gravity**, which is a *central force* i.e. acts entirely radially. If we ignore any mass asymmetries for the planet and the star, we can conclude that there will be no tangential forces which might speed up the orbital rotation rate.

The *orbital velocity* is therefore a *constant*. If the period is  $P$  and the orbital radius  $r$ , the orbital velocity is

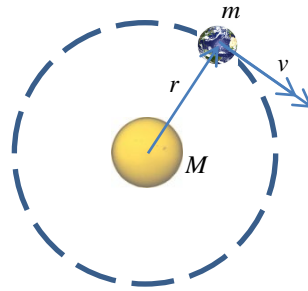
$$v = \frac{2\pi r}{P}$$

If the planet is executing circular motion its acceleration is radially towards the center of the star and has magnitude

$$a = \frac{v^2}{r}$$

$$\therefore a = \frac{4\pi^2 r^2}{P^2} \frac{1}{r}$$

$$\therefore a = \frac{4\pi^2 r}{P^2}$$



Applying **Newton's Second Law**, and using the **Universal Law of Gravitation**

$$ma = \frac{GMm}{r^2}$$

$$m \frac{4\pi^2 r}{P^2} = \frac{GMm}{r^2}$$

$$\frac{4\pi^2}{GM} r^3 = P^2$$

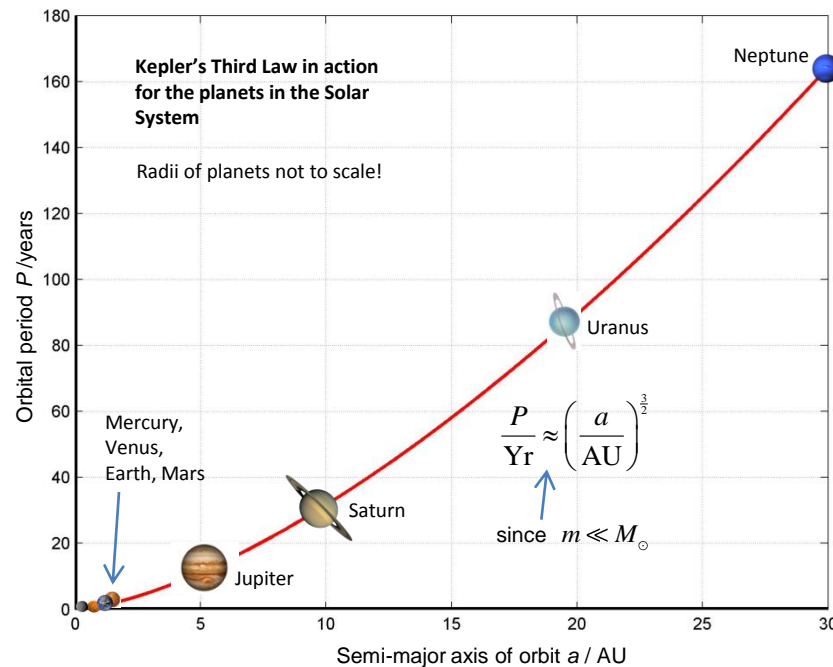
Which is **Kepler's Third Law**. Indeed the form is quite general. For a two body system the  $M$  is the total mass and the  $r$  is the maximum separation (the 'semi-major axis').

Kepler III as a *ratio* between different planets

$$\frac{4\pi^2}{GM} r^3 = P^2$$

$$\therefore \frac{4\pi^2}{GM} R^3 = P_R^2$$

$$\therefore \left(\frac{r}{R}\right)^3 = \left(\frac{P}{P_R}\right)^2$$



## Kepler's Third Law

$$P^2 = \frac{4\pi^2}{G(m + M_\odot)} a^3$$

$$M_\odot = 1.99 \times 10^{30} \text{ kg} \quad \text{Sun mass}$$

$$G = 6.67 \times 10^{-11} \text{ Nm}^2 \text{ kg}^{-2}$$

$$\text{AU} = 1.49597871 \times 10^{11} \text{ m}$$

$$24 \times 3600 \text{ s} = 1 \text{ day}$$

$$M_\odot = 332,837 m_\oplus$$

$$m_\oplus = 5.972 \times 10^{24} \text{ kg} \quad \text{Earth mass}$$

An **Astronomical Unit (AU)** is the average Earth-Sun separation.

Planet	$T$ / years	$r$ / AU	$m$ / Earth masses	Rotation period / days	Orbital eccentricity
Mercury	0.241	0.387	0.055	58.646	0.21
Venus	0.615	0.723	0.815	243.018	0.01
Earth	1.000	1.000	1.000	1.000	0.02
Mars	1.881	1.523	0.107	1.026	0.09
Jupiter	11.861	5.202	317.85	0.413	0.05
Saturn	29.628	9.576	95.159	0.444	0.06
Uranus	84.747	19.293	14.5	0.718	0.05
Neptune	166.344	30.246	17.204	0.671	0.01
Pluto	248.348	39.509	0.003	6.387	0.25

[Note Pluto orbits in a *different plane* to the other planets, and is officially a 'dwarf planet', not a planet]

These orbit in the "*plane of the ecliptic*"

\*Note the barycenter of the Pluto-Charon system is actually *outside* Pluto



## Gravitational field strength and gravitational potential

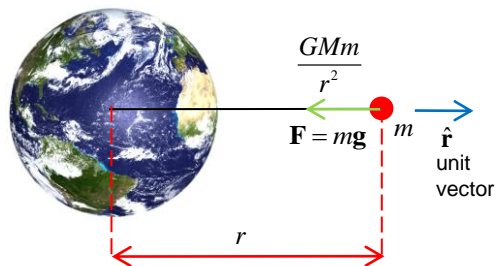
Newton's Law of Universal Gravitation tells us the force  $\mathbf{F}$  on a mass  $m$  at distance  $r$  from the centre of a mass  $M$  acts radially inwards along the line joining the centres of the masses.

The *gravitational field strength*  $\mathbf{g}$  is defined to be

$$\mathbf{F} = m\mathbf{g}$$

$$\mathbf{g} = -\frac{GM}{r^2} \hat{\mathbf{r}}$$

The Newtonian model of gravity is that of a force which permeates all space, and whose magnitude and direction is computable from the spatial distribution of mass.



Gravity is therefore a **field of vectors** – at any point in space we can draw an arrow pointing the direction of gravitational force, and with a length proportional to the strength.

For many calculations it is useful to compute the **Gravitational Potential Energy**, that is a measure of the work done against gravity to move a particle to a particular point. This is useful when combined with the Law of Conservation of Energy, as we can work out the speed of a gravitationally bound object based upon **scalar** parameters, rather than needing to worry about directions of the vector quantities involved like force, velocity and displacement.

The work done in moving an object of mass  $m$  from distance  $a$  to  $b$  against gravity is

$$W = \int_a^b \frac{GMm}{r^2} dr$$

$$W = \left[ -\frac{GMm}{r} \right]_a^b$$

$$W = GMm \left( \frac{1}{a} - \frac{1}{b} \right)$$

The maximum work done is when  $b$  is infinite:

$$W_{\max} = \frac{GMm}{a}$$

If mass  $m$  is launched radially from distance  $a$  with kinetic energy  $E$ , we would expect gravity to slow it down. If at an infinite distance away the mass has zero speed, then by conservation of energy:

$$E = W_{\max} = \frac{GMm}{a}$$

But the total energy 'at infinity' must be zero since the mass has no speed and will not be affected by gravity.

Therefore in order to conserve energy everywhere, the total energy at any radius *must be zero everywhere*.

We can therefore define a *gravitational potential energy* (GPE)  $m\phi$  such that

$$E + m\phi = 0$$

$$E = \frac{GMm}{a}$$

$$\therefore \phi = -\frac{GM}{a} \quad \text{i.e. it makes sense for GPE to be negative}$$

In general the mass may not have enough energy to escape to infinity, or indeed have more than enough. Let the total energy be  $U$

$$U = \frac{1}{2}mv^2 - \frac{GMm}{r}$$

The definition of GPE we have adopted allows us to make a very general connection between **field strength** and **potential**

$$\mathbf{g} = -\frac{GM}{r^2}, \quad \phi = -\frac{GM}{r}$$

$$\therefore \mathbf{g} = -\frac{d\phi}{dr} \hat{\mathbf{r}}$$

This provides up with a powerful tool if we wish to generalize the problem to many masses. We can *sum the gravitational potentials* and then **take the negative gradient to find the field strength**.

In 2D or 3D we need the *vector operator "grad"* as potential  $\phi$  might vary with all  $x, y, z$  coordinates

$$\mathbf{g} = -\left( \frac{\partial V}{\partial x} \hat{\mathbf{x}} + \frac{\partial V}{\partial y} \hat{\mathbf{y}} + \frac{\partial V}{\partial z} \hat{\mathbf{z}} \right)$$

$$\mathbf{g} = -\nabla \phi$$

## Escape velocity

In order to escape, the total energy of the system must be *positive* at an infinite distance from the body. In other words, it will have some kinetic energy and will never be gravitationally attracted back towards the body.

For a mass  $m$  blasting off with velocity  $v$ , it will escape the gravitational influence of  $M$  if:

For Earth, the escape velocity is:

$$v_{\text{escape}} = \sqrt{\frac{2GM}{R}}$$

$$v_{\text{escape}} = \sqrt{\frac{2 \times 6.67 \times 10^{-11} \times 5.97 \times 10^{24}}{6.38 \times 10^6}}$$

$$\approx 11.2 \text{ km s}^{-1}$$

$$\frac{1}{2}mv^2 - \frac{GMm}{R} > 0 \quad \therefore v > \sqrt{\frac{2GM}{R}}$$

It is interesting to work out the radius of a star of mass  $M$  such that the escape velocity exceeds that of the speed of light. Since this is not possible, the star becomes a *Black Hole*. This inequality defines the maximum radius of a Black Hole, which is called the *Schwarzschild radius*. Alternatively, this is the *event horizon*, or 'point of no return' from the centre of a Black Hole.

$$\sqrt{\frac{2GM}{R}} > c$$

$$\frac{2GM}{R} > c^2$$

$$R < \frac{2GM}{c^2}$$

For the Sun to become a Black Hole ( $M = 2 \times 10^{30} \text{ kg}$ ,  $R = 6.96 \times 10^8 \text{ m}$ ) its radius would have to shrink to less than 2.97 km. This is a mind-blowing density of  $1.8 \times 10^{19} \text{ kg m}^{-3}$

$$\rho_{\text{Black hole}} > \frac{M}{\frac{4}{3}\pi \left( \frac{2GM}{c^2} \right)^3}$$

As enormous as this sounds, it is not *entirely* outrageous given the density of the nucleus of a typical atom is approximately:

$$\rho \approx \frac{2 \times 10^{-27}}{\frac{4}{3}\pi \times (10^{-15})^3} \approx 5 \times 10^{17} \text{ kg m}^{-3}$$

$$\rho_{\text{Black hole}} > \frac{3c^6}{32\pi G^3 M^2}$$

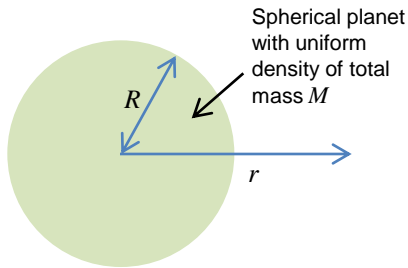
Note if the black hole density cannot exceed a nucleus density, this means we can determine a *lower bound for the mass of a Black Hole*.

$$M > \sqrt{\frac{3c^6}{32\pi G^3 \rho}}$$

...which is about **six solar masses**. Note since the black hole mass lower bound varies inversely with the square root of density, a black hole of mass more than 135 million solar masses, will have a density of water!\*

\*The *Supermassive* Black Hole in the centre of the Milky Way has a mass of about 4.1 million solar masses [https://en.wikipedia.org/wiki/Supermassive\\_black\\_hole](https://en.wikipedia.org/wiki/Supermassive_black_hole)

## Gravitational field strength inside and outside a uniform sphere



We can generalize our definition of gravitational potential to be

**Gauss' Law of Gravity**

$$\int_S \mathbf{g} \cdot d\mathbf{S} = -4\pi Gm$$

where  $m$  is the mass enclosed within closed surface  $S$ , whose surface normal area vector is  $d\mathbf{S}$

Now  $m(r)$  is the mass enclosed within radius  $r$ , hence

$$0 < r \leq R$$

$$m = \frac{4}{3}\pi r^3 \times \frac{M}{\frac{4}{3}\pi R^3}$$

$$m = \frac{Mr^3}{R^3}$$

$$\int_S \mathbf{g} \cdot d\mathbf{S} = -4\pi Gm$$

$$\mathbf{g} = -g\hat{\mathbf{r}}$$

$$d\mathbf{S} = dS\hat{\mathbf{r}}$$

$$\therefore -g \times 4\pi r^2 = -4\pi G \frac{Mr^3}{R^3}$$

$$\therefore g = \frac{GMr}{R^3}$$

$$r \geq R$$

$$g = \frac{GM}{r^2}$$

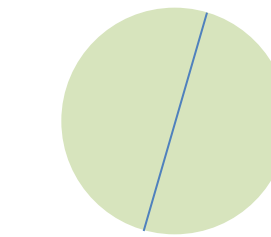
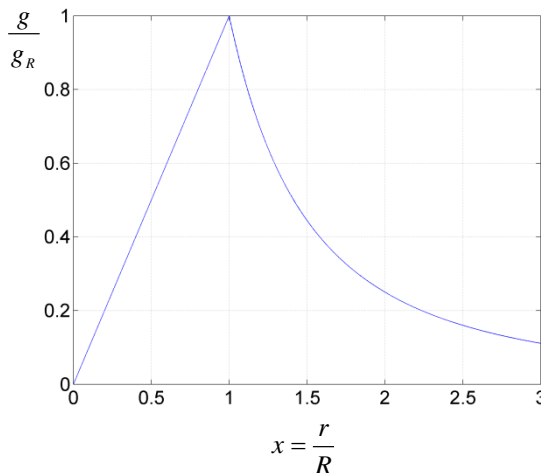
$$\int_S \mathbf{g} \cdot d\mathbf{S} = \int_S -g\hat{\mathbf{r}} \cdot dS\hat{\mathbf{r}} = -g \int_S dS$$

To construct a generic plot define:

$$g_R = \frac{GM}{R^2}$$

$$x = \frac{r}{R}$$

$$\therefore g = \begin{cases} g_R x & 0 < x \leq 1 \\ \frac{g_R}{x^2} & x \geq 1 \end{cases}$$



This means that if a tunnel could be drilled through a planet of uniform density, *Newton's Second Law* means for a mass dropped into the tunnel at rest at the surface

$$\ddot{r} = -\frac{GM}{R^3}r$$

This is the equation of **Simple Harmonic Motion (SHM)**

$$\ddot{r} = -\left(\frac{2\pi}{P}\right)^2 r \quad \text{where } P \text{ is the period of the resulting oscillatory motion}$$

$$\left(\frac{2\pi}{P}\right)^2 = \frac{GM}{R^3}$$

$$\therefore P = 2\pi \sqrt{\frac{R^3}{GM}}$$

$$r = R \cos\left(\frac{2\pi t}{P}\right)$$

$$r = R \cos\left(t \sqrt{\frac{GM}{R^3}}\right)$$

For the Earth this would be a period of

$$P = 2\pi \sqrt{\frac{(6.371 \times 10^6)^3}{6.67384 \times 10^{-11} \times 5.972 \times 10^{24}}}$$

$$P = 5061 \text{ s} \approx 84 \text{ mins}$$

So a 42 minute trip to Australasia from Europe without any jet fuel required...

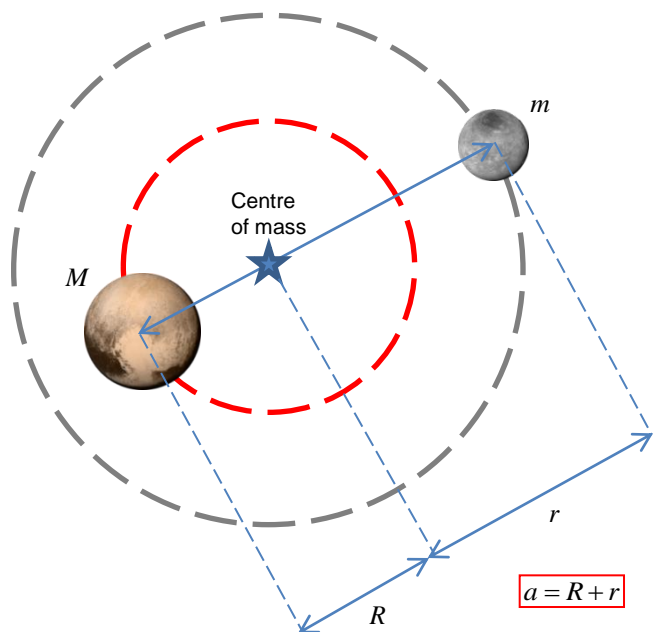
$$R_{\oplus} = 6.371 \times 10^6 \text{ m}$$

$$G = 6.67384 \times 10^{-11} \text{ Nm}^2 \text{ kg}^{-2}$$

$$m_{\oplus} = 5.972 \times 10^{24} \text{ kg}$$

## Two-body Kepler problem with circular orbits

The essential features of the more general Kepler problem can be obtained by considering circular orbits of gravitationally bound masses about a common centre of mass.



Since mass  $M$  gravitationally attracts mass  $m$  with a force along the lines connecting the centres (and vice versa), there is no net torque on the system. Hence the angular acceleration is zero and therefore the angular speed  $\omega$  of (both masses) is a constant. Let  $P$  be the orbital period.

$$\omega = \frac{2\pi}{P}$$

Include expression for radial acceleration for circular motion

By Newton's second law:

$$MR\omega^2 = \frac{GMm}{a^2}, \quad mr\omega^2 = \frac{GMm}{a^2}$$

$$\therefore R\omega^2 = \frac{Gm}{a^2}, \quad r\omega^2 = \frac{GM}{a^2}$$

$$\therefore R\omega^2 + r\omega^2 = \frac{G(m+M)}{a^2}$$

$$(R+r)\omega^2 = \frac{G(m+M)}{a^2}$$

$$\therefore \omega^2 = \frac{G(m+M)}{a^3}$$

$$\frac{4\pi^2}{P^2} = \frac{G(m+M)}{a^3}$$

$$\therefore P^2 = \frac{4\pi^2}{G(m+M)} a^3$$

**Kepler's Third Law**

We can now work out the energy of the combined system:

$$E = \frac{1}{2} M (R\omega)^2 + \frac{1}{2} m (r\omega)^2 - \frac{GMm}{a}$$

$$E = \frac{1}{2} MR^2\omega^2 + \frac{1}{2} mr^2\omega^2 - \frac{GMm}{a}$$

By Newton's second law:

$$MR\omega^2 = \frac{GMm}{a^2}, \quad mr\omega^2 = \frac{GMm}{a^2}$$

$$\therefore \frac{1}{2} MR^2\omega^2 = \frac{1}{2} \frac{GMm}{a^2} R, \quad \frac{1}{2} mr^2\omega^2 = \frac{1}{2} \frac{GMm}{a^2} r$$

Hence:

$$E = \frac{1}{2} \frac{GMm}{a^2} R + \frac{1}{2} \frac{GMm}{a^2} r - \frac{GMm}{a}$$

$$E = \frac{1}{2} \frac{GMm}{a^2} (R+r) - \frac{GMm}{a}$$

$$E = \frac{1}{2} \frac{GMm}{a^2} a - \frac{GMm}{a}$$

$$E = -\frac{GMm}{2a}$$

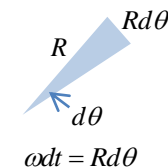
Note the total *negative* energy is indicative of a *bound* orbit. *Parabolic* or *hyperbolic* trajectories will have a positive total energy

An obvious result for circular orbits ... but it is also true for more general elliptical orbits

The *rate of area swept* by the masses is

$$\frac{dA_M}{dt} = \frac{1}{2} R^2 \omega$$

$$\frac{dA_m}{dt} = \frac{1}{2} r^2 \omega$$



e.g.  $dA_M = \frac{1}{2} R^2 d\theta$

$$\frac{dA_M}{dt} = \frac{1}{2} R^2 \frac{d\theta}{dt} = \frac{1}{2} R^2 \omega$$

From above:

$$R^2 = \frac{G^2 m^2}{a^4 \omega^4}, \quad r^2 = \frac{G^2 M^2}{a^4 \omega^4}$$

Hence:

$$\frac{dA_M}{dt} = \frac{1}{2} R^2 \omega = \frac{1}{2} \frac{G^2 m^2}{a^4 \omega^4} \omega = \frac{1}{2} \frac{G^2 m^2}{a^4 \omega^3}$$

$$\frac{dA_m}{dt} = \frac{1}{2} r^2 \omega = \frac{1}{2} \frac{G^2 M^2}{a^4 \omega^4} \omega = \frac{1}{2} \frac{G^2 M^2}{a^4 \omega^3}$$

The rate of area swept is therefore a *constant* for each mass, i.e.

**Kepler's Second Law**

Note:  $\frac{dA_m}{dt} = \frac{1}{2} \frac{G^2 M^2}{a^4 \omega^3}$

$$\frac{dA_m}{dt} = \frac{1}{2} \frac{G^2 M^2}{a^4} \left( \frac{a^3}{G(m+M)} \right)^{\frac{3}{2}}$$

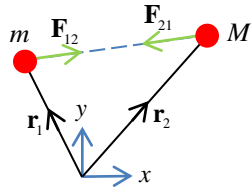
$$m \ll M$$

$$\omega^2 = \frac{G(m+M)}{a^3} \rightarrow \therefore \frac{dA_m}{dt} \approx \frac{1}{2} \frac{G^2 M^2}{a^4} \left( \frac{a^3}{GM} \right)^{\frac{3}{2}}$$

$$\frac{dA_m}{dt} \approx \frac{1}{2} G^{\frac{1}{2}} M^{\frac{1}{2}} a^{\frac{1}{2}} = \frac{1}{2} \sqrt{GMa}$$

This is consistent with the more general result for elliptical orbits:  $\frac{dA}{dt} = \frac{1}{2} \sqrt{G(m+M)(1-\epsilon^2)a}$

## Two body Kepler problem



$$\mathbf{F}_{12} = \frac{GMm}{|\mathbf{r}_2 - \mathbf{r}_1|^2} \times \frac{\mathbf{r}_2 - \mathbf{r}_1}{|\mathbf{r}_2 - \mathbf{r}_1|}$$

$$\mathbf{F}_{12} = \frac{GMm}{|\mathbf{r}_2 - \mathbf{r}_1|^3} (\mathbf{r}_2 - \mathbf{r}_1)$$

$$\mathbf{F}_{12} = -\mathbf{F}_{21}$$

Newton II

$$m\ddot{\mathbf{r}}_1 = \mathbf{F}_{12}$$

$$m\ddot{\mathbf{r}}_1 = \frac{GMm}{|\mathbf{r}_2 - \mathbf{r}_1|^3} (\mathbf{r}_2 - \mathbf{r}_1)$$

$$M\ddot{\mathbf{r}}_2 = \mathbf{F}_{21}$$

$$M\ddot{\mathbf{r}}_2 = -\frac{GMm}{|\mathbf{r}_2 - \mathbf{r}_1|^3} (\mathbf{r}_2 - \mathbf{r}_1)$$

Define centre of mass vector

$$\mathbf{R} = \frac{m\mathbf{r}_1 + M\mathbf{r}_2}{m + M}$$

and separation vector

$$\mathbf{r} = \mathbf{r}_2 - \mathbf{r}_1$$

Hence:

$$\mathbf{r}_1 = \mathbf{R} - \frac{M}{m + M} \mathbf{r}$$

$$\mathbf{r}_2 = \mathbf{R} + \frac{m}{m + M} \mathbf{r}$$

$$\ddot{\mathbf{R}} = \frac{m\ddot{\mathbf{r}}_1 + M\ddot{\mathbf{r}}_2}{m + M}$$

$$\therefore (m + M)\ddot{\mathbf{R}} = m\ddot{\mathbf{r}}_1 + M\ddot{\mathbf{r}}_2$$

From above

$$m\ddot{\mathbf{r}}_1 = \mathbf{F}_{12}$$

$$M\ddot{\mathbf{r}}_2 = \mathbf{F}_{21} = -\mathbf{F}_{12}$$

$$\therefore m\ddot{\mathbf{r}}_1 + M\ddot{\mathbf{r}}_2 = \mathbf{0}$$

Therefore  $\dot{\mathbf{R}} = \text{constant}$

which means the centre of mass of the system moves at a constant velocity. Without loss of generality we can define a reference frame co-moving with the centre of mass. So from now on we will set  $\dot{\mathbf{R}} = \mathbf{0}$

$$\ddot{\mathbf{r}} = \ddot{\mathbf{r}}_2 - \ddot{\mathbf{r}}_1$$

$$\therefore \ddot{\mathbf{r}} = -\frac{G(M + m)}{r^3} \mathbf{r} = -\frac{G(M + m)}{r^2} \hat{\mathbf{r}}$$

Using the previous Newton II expressions.

This means the two body problem is basically a *one body problem*, with the separation vector  $\mathbf{r}$  being the displacement from a total mass  $m + M$

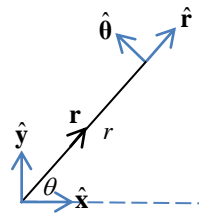
**Angular Momentum** Note  $\dot{\mathbf{R}} = \mathbf{0}$

$$\mathbf{J} = m\mathbf{r}_1 \times \dot{\mathbf{r}}_1 + M\mathbf{r}_2 \times \dot{\mathbf{r}}_2$$

$$\mathbf{J} = m\left(\mathbf{R} - \frac{M}{m + M} \mathbf{r}\right) \times \left(-\frac{M}{m + M} \dot{\mathbf{r}}\right) + M\left(\mathbf{R} + \frac{m}{m + M} \mathbf{r}\right) \times \frac{m}{m + M} \dot{\mathbf{r}}$$

$$\therefore \mathbf{J} = \frac{mM}{m + M} \mathbf{r} \times \dot{\mathbf{r}} \Rightarrow \dot{\mathbf{J}} = \frac{mM}{m + M} (\dot{\mathbf{r}} \times \dot{\mathbf{r}} + \mathbf{r} \times \ddot{\mathbf{r}})$$

$$\therefore \dot{\mathbf{J}} = \frac{mM}{m + M} \left( \underbrace{\dot{\mathbf{r}} \times \dot{\mathbf{r}}}_{\text{both zero}} - \mathbf{r} \times \mathbf{r} \frac{G(M + m)}{r^3} \right) = \mathbf{0}$$



$$\mathbf{J} = \frac{mM}{m + M} \mathbf{r} \times \dot{\mathbf{r}}$$

$$\mathbf{J} = \frac{mM}{m + M} r\hat{\mathbf{r}} \times (\dot{r}\hat{\mathbf{r}} + r\dot{\theta}\hat{\boldsymbol{\theta}})$$

$$\mathbf{J} = \frac{mM}{m + M} r^2 \dot{\theta} (\mathbf{r} \times \hat{\boldsymbol{\theta}})$$

$$\therefore J^2 = |\mathbf{J}|^2 = \frac{m^2 M^2}{(m + M)^2} r^4 \dot{\theta}^2$$

Since angular momentum is a constant

$$\dot{\theta}^2 = \frac{(m + M)^2 J^2}{m^2 M^2 r^4}$$

$$\ddot{\mathbf{r}} = -\frac{G(M + m)}{r^2} \hat{\mathbf{r}}$$

$$\ddot{\mathbf{r}} = (\ddot{r} - r\dot{\theta}^2)\hat{\mathbf{r}} + (r\ddot{\theta} + 2\dot{r}\dot{\theta})\hat{\boldsymbol{\theta}}$$

$$\therefore \frac{\ddot{\theta}}{\dot{\theta}} = -\frac{2\dot{r}}{r}$$

$$\therefore \ddot{r} - r\dot{\theta}^2 = -\frac{G(M + m)}{r^2}$$

$$\therefore \ddot{r} = r \frac{(m + M)^2 J^2}{m^2 M^2 r^4} - \frac{G(M + m)}{r^2}$$

We will now solve the Kepler problem using **plane polar coordinates**

$$\mathbf{r} = r\hat{\mathbf{r}}$$

$$\dot{\mathbf{r}} = \dot{r}\hat{\mathbf{r}} + r\dot{\theta}\hat{\boldsymbol{\theta}}$$

$$\ddot{\mathbf{r}} = (\ddot{r} - r\dot{\theta}^2)\hat{\mathbf{r}} + (r\ddot{\theta} + 2\dot{r}\dot{\theta})\hat{\boldsymbol{\theta}}$$

$$\hat{\mathbf{r}} = \hat{\mathbf{x}} \cos \theta + \hat{\mathbf{y}} \sin \theta$$

$$\hat{\boldsymbol{\theta}} = -\hat{\mathbf{x}} \sin \theta + \hat{\mathbf{y}} \cos \theta$$

To simplify let us define  $u = \frac{1}{r}$   $\therefore \dot{u} = -\frac{1}{r^2} \dot{r}$ ,  $\ddot{u} = -\frac{\ddot{r}}{r^2} + \frac{2\dot{r}^2}{r^3}$

$$\dot{r} = -r^2 \dot{u}, \quad \ddot{r} = \frac{2\dot{r}^2}{r} - \ddot{u} r^2 = 2r^3 \dot{u}^2 - \ddot{u} r^2 = \frac{2\dot{u}^2}{u^3} - \frac{\ddot{u}}{u^2}$$

$$\therefore \frac{2\dot{u}^2}{u^3} - \frac{\ddot{u}}{u^2} = u^3 \frac{(m + M)^2 J^2}{m^2 M^2} - u^2 G(M + m)$$

$$\therefore \frac{2\dot{u}^2}{u} - \ddot{u} = u^5 \frac{(m + M)^2 J^2}{m^2 M^2} - u^4 G(M + m)$$

$$\frac{du}{d\theta} = \frac{du}{dt} \times \frac{dt}{d\theta} = \frac{\dot{u}}{\dot{\theta}} \quad \text{by the Chain Rule}$$

$$\frac{d^2 u}{d\theta^2} = \frac{\dot{\theta} \frac{d\dot{u}}{d\theta} - \dot{u} \frac{d\dot{\theta}}{d\theta}}{\dot{\theta}^2} = \frac{\dot{\theta} \frac{d\dot{u}}{dt} \frac{dt}{d\theta} - \dot{u} \frac{d\dot{\theta}}{dt} \frac{dt}{d\theta}}{\dot{\theta}^2}$$

$$\frac{d^2 u}{d\theta^2} = \frac{\dot{\theta} \dot{u} \frac{1}{\dot{\theta}} - \dot{u} \dot{\theta} \frac{1}{\dot{\theta}}}{\dot{\theta}^2} = \frac{\ddot{u} - \dot{u} \frac{\ddot{\theta}}{\dot{\theta}}}{\dot{\theta}^2}$$

$$\text{From above: } \frac{\ddot{\theta}}{\dot{\theta}} = -\frac{2\dot{r}}{r}, \quad r\dot{u} = -\frac{\dot{r}}{r} \therefore \frac{\ddot{\theta}}{\dot{\theta}} = 2r\dot{u} = \frac{2\dot{u}}{u}$$

$$\therefore \frac{d^2 u}{d\theta^2} = \frac{\ddot{u} - \dot{u} \frac{\ddot{\theta}}{\dot{\theta}}}{\dot{\theta}^2} = \frac{\ddot{u} - \frac{2\dot{u}^2}{u}}{\dot{\theta}^2} \quad \leftarrow \dot{\theta}^2 = \frac{(m + M)^2 J^2}{m^2 M^2} u^4$$

$$\therefore \frac{2\dot{u}^2}{u} - \ddot{u} = -\frac{(m + M)^2 J^2}{m^2 M^2} u^4 \frac{d^2 u}{d\theta^2}$$

$$\text{Hence: } -\frac{(m + M)^2 J^2}{m^2 M^2} u^4 \frac{d^2 u}{d\theta^2} = u^5 \frac{(m + M)^2 J^2}{m^2 M^2} - u^4 G(M + m)$$

$$\therefore \frac{d^2 u}{d\theta^2} + u = \frac{Gm^2 M^2}{(M + m)J^2}$$



$$\frac{d^2u}{d\theta^2} + u = -\frac{Gm^2M^2}{(M+m)J^2}$$

If the orbits are ellipses, the equation of an ellipse in polar coordinates is

$$r = \frac{a(1-\varepsilon^2)}{1-\varepsilon\cos\theta} \quad (\text{assume use left focus})$$

$$r(0) = \frac{a(1-\varepsilon^2)}{1-\varepsilon} = \frac{a(1-\varepsilon)(1+\varepsilon)}{1-\varepsilon} = a(1+\varepsilon)$$

$$u = \frac{1-\varepsilon\cos\theta}{a(1-\varepsilon^2)}$$

$$\frac{du}{d\theta} = \frac{\varepsilon\sin\theta}{a(1-\varepsilon^2)}$$

$$\frac{d^2u}{d\theta^2} = \frac{\varepsilon\cos\theta}{a(1-\varepsilon^2)}$$

$$\frac{d^2u}{d\theta^2} + u = \frac{Gm^2M^2}{(M+m)J^2}$$

$$\Rightarrow \frac{\varepsilon\cos\theta}{a(1-\varepsilon^2)} + \frac{1-\varepsilon\cos\theta}{a(1-\varepsilon^2)} = \frac{Gm^2M^2}{(M+m)J^2}$$

$$\frac{1}{a(1-\varepsilon^2)} = \frac{Gm^2M^2}{(M+m)J^2}$$

$$J^2 = \frac{Gm^2M^2(1-\varepsilon^2)a}{M+m}$$

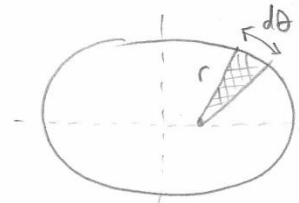
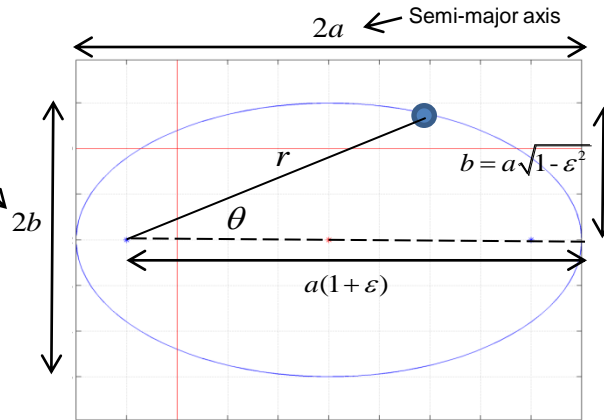
Which is certainly a constant i.e. independent of polar angle.

Since **ellipses** are solutions of

$$\frac{d^2u}{d\theta^2} + u = \frac{Gm^2M^2}{(M+m)J^2}$$

we have therefore proved **Kepler's First Law**

Semi-minor axis



Area  $dA$  swept out by an orbit radial in time  $dt$  is

$$dA = \frac{1}{2}r^2d\theta$$

$$\therefore \frac{dA}{dt} = \frac{1}{2}r^2\dot{\theta}$$

$$\dot{\theta}^2 = \frac{(m+M)^2J^2}{m^2M^2r^4}$$

$$J^2 = \frac{Gm^2M^2(1-\varepsilon^2)a}{(M+m)}$$

$$\therefore \dot{\theta}^2 = \frac{(m+M)^2}{m^2M^2r^4} \frac{Gm^2M^2(1-\varepsilon^2)a}{(M+m)}$$

$$\therefore \dot{\theta}^2 = \frac{G(m+M)(1-\varepsilon^2)a}{r^4}$$

$$\therefore r^2\dot{\theta} = \sqrt{G(m+M)(1-\varepsilon^2)a}$$

$$\therefore \frac{dA}{dt} = \frac{1}{2}\sqrt{G(m+M)(1-\varepsilon^2)a}$$

So equal areas are swept out in equal times  
**Kepler's Second Law**

Since equal areas are swept out in equal times, the orbital period is the area of the ellipse divided by the rate of area sweep

$$P = \frac{\pi ab}{\frac{dA}{dt}} \Rightarrow P = \frac{\pi a^2 \sqrt{1-\varepsilon^2}}{\frac{1}{2}\sqrt{G(m+M)(1-\varepsilon^2)a}}$$

$$P^2 = \frac{4\pi^2}{G(m+M)}a^3$$

**Kepler's Third Law:** The **square** of the orbital **period** of a planet is directly proportional to the **cube** of the **semi-major axis** of its orbit.

### Summary of orbital dynamics

$$\mathbf{r}_1 = \mathbf{R} - \frac{M}{m+M}\mathbf{r}$$

$$\mathbf{r}_2 = \mathbf{R} + \frac{m}{m+M}\mathbf{r}$$

Displacement

$$r = \frac{a(1-\varepsilon^2)}{1-\varepsilon\cos\theta}$$

$$\mathbf{r} = r\hat{\mathbf{r}}$$

$$\dot{\mathbf{r}} = \dot{r}\hat{\mathbf{r}} + r\dot{\theta}\hat{\boldsymbol{\theta}}$$

$$\dot{\mathbf{r}} = -\frac{a(1-\varepsilon^2)}{(1-\varepsilon\cos\theta)^2}(\varepsilon\sin\theta)\dot{\theta}\hat{\mathbf{r}} + \frac{1}{r}r^2\dot{\theta}\hat{\boldsymbol{\theta}}$$

$$\dot{\mathbf{r}} = -\frac{1}{r}\frac{\varepsilon\sin\theta}{(1-\varepsilon\cos\theta)}r^2\dot{\theta}\hat{\mathbf{r}} + \frac{1}{r}r^2\dot{\theta}\hat{\boldsymbol{\theta}}$$

$$\dot{\mathbf{r}} = \frac{r^2\dot{\theta}}{r}\left(\hat{\boldsymbol{\theta}} - \frac{\varepsilon\sin\theta}{1-\varepsilon\cos\theta}\hat{\mathbf{r}}\right)$$

$$\dot{\mathbf{r}} = \sqrt{G(m+M)(1-\varepsilon^2)a} \frac{1-\varepsilon\cos\theta}{a(1-\varepsilon^2)}\left(\hat{\boldsymbol{\theta}} - \frac{\varepsilon\sin\theta}{1-\varepsilon\cos\theta}\hat{\mathbf{r}}\right)$$

$$\dot{\mathbf{r}} = (1-\varepsilon\cos\theta)\sqrt{\frac{G(m+M)}{(1-\varepsilon^2)a}}\left(\hat{\boldsymbol{\theta}} - \frac{\varepsilon\sin\theta}{1-\varepsilon\cos\theta}\hat{\mathbf{r}}\right)$$

Velocity

$$\therefore \dot{\mathbf{r}}(\theta=0) = (1-\varepsilon)\sqrt{\frac{G(m+M)}{(1-\varepsilon^2)a}}\hat{\boldsymbol{\theta}}$$

$$\ddot{\mathbf{r}} = -\frac{G(M+m)}{r^2}\hat{\mathbf{r}}$$

Acceleration

$$r^2\frac{d\theta}{dt} = \sqrt{G(m+M)(1-\varepsilon^2)a}$$

$$\therefore \int_{\theta_0}^{\theta} r^2 d\theta = t\sqrt{G(m+M)(1-\varepsilon^2)a}$$

$$\therefore t = \frac{a^2(1-\varepsilon^2)^2}{\sqrt{G(m+M)(1-\varepsilon^2)a}} \int_{\theta_0}^{\theta} \frac{d\theta}{(1-\varepsilon\cos\theta)^2}$$

$$\therefore t = \frac{a^2(1-\varepsilon^2)^2}{\sqrt{G(m+M)(1-\varepsilon^2)a}} \int_{\theta_0}^{\theta} \frac{d\theta}{(1-\varepsilon\cos\theta)^2}$$


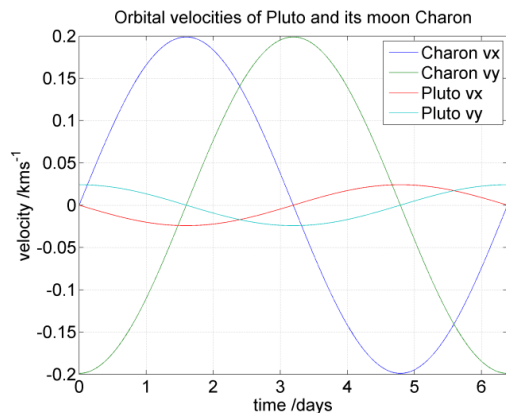
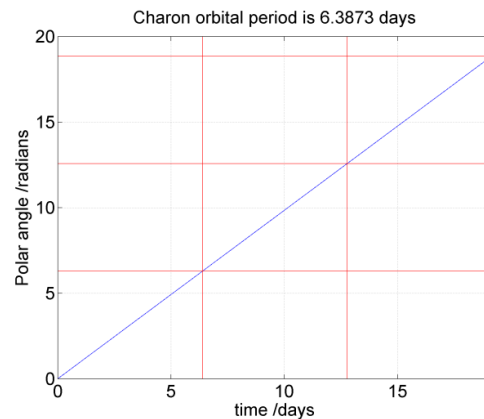
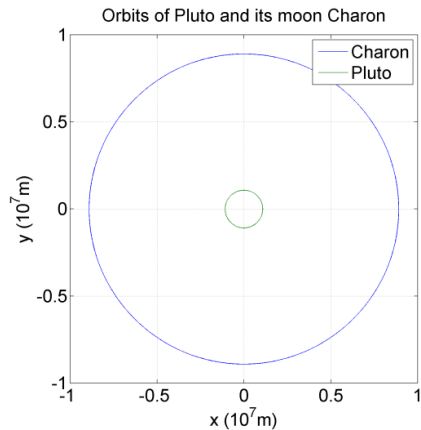
$$\therefore t = \sqrt{\frac{a^3(1-\varepsilon^2)^3}{G(m+M)}} \int_{\theta_0}^{\theta} \frac{d\theta}{(1-\varepsilon\cos\theta)^2}$$

Evaluate this numerically

## Example two-body simulation: Pluto and Charon

<http://nssdc.gsfc.nasa.gov/planetary/factsheet/plutofact.html>

$m = 1.586 \times 10^{21} \text{ kg}$  Charon  
 $R_c = 606 \text{ km}$   
 $a = 19,596 \text{ km}$   
 $M = 1.303 \times 10^{22} \text{ kg}$  Pluto  
 $R_p = 1187 \text{ km}$   
 $P = 6.387 \text{ days}$   
 $\varepsilon = 0.00$

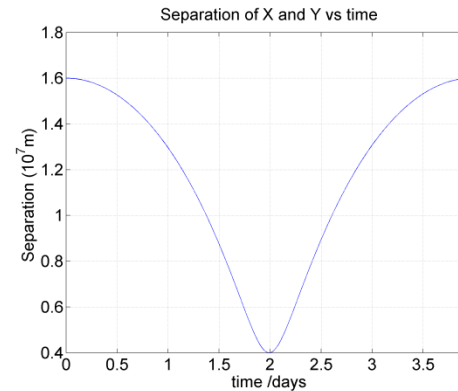


The Spacecraft *New Horizons* made a 12,500km approach of Pluto on July 14 2015.

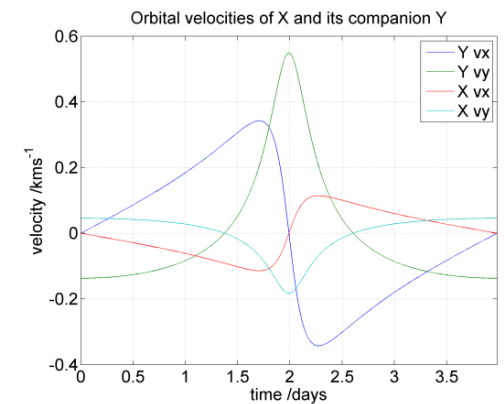
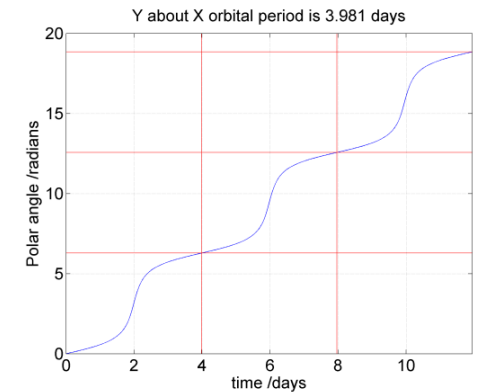
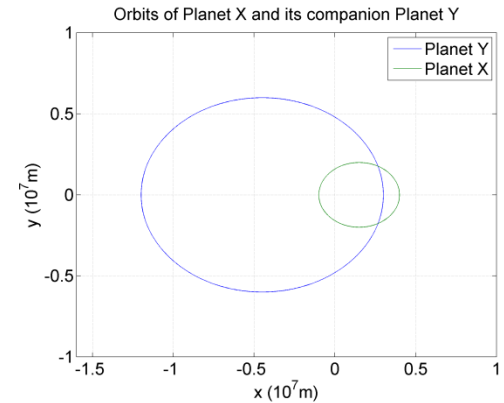
## Alternative simulation

$m = 1.0 \times 10^{22} \text{ kg}$  Planet Y  
 $a = 20,000 \text{ km}$   
 $M = 3.0 \times 10^{22} \text{ kg}$  Planet X  
 $P = 3.981$   
 $\varepsilon = 0.6$

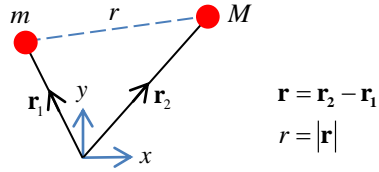
It looks like the orbits might collide...  
But the 'intersection points' will occur at different times for each planet. Plotting the separation magnitude  $r$  vs time shows how far apart the planets get over each orbit.



For orbits with zero eccentricity the separation will be constant i.e. the separation vector  $\mathbf{r}$  races a circular orbit.



## Energy in the Kepler problem



Recap of previous results

$$\mathbf{r}_1 = \mathbf{R} - \frac{M}{m+M} \mathbf{r}$$

$$\mathbf{r}_2 = \mathbf{R} + \frac{m}{m+M} \mathbf{r}$$

$$r = \frac{a(1-\varepsilon^2)}{1-\varepsilon \cos \theta}$$

$$\dot{\mathbf{r}} = (1-\varepsilon \cos \theta) \sqrt{\frac{G(m+M)}{(1-\varepsilon^2)a}} \left( \hat{\theta} - \frac{\varepsilon \sin \theta}{1-\varepsilon \cos \theta} \hat{\mathbf{r}} \right)$$

$$|\dot{\mathbf{r}}|^2 = (1-\varepsilon \cos \theta)^2 \frac{G(m+M)}{(1-\varepsilon^2)a} \left( 1 + \frac{\varepsilon^2 \sin^2 \theta}{(1-\varepsilon \cos \theta)^2} \right)$$

$$E = \frac{1}{2} m |\dot{\mathbf{r}}_1|^2 + \frac{1}{2} M |\dot{\mathbf{r}}_2|^2 - \frac{GMm}{r}$$

$$\dot{\mathbf{r}}_1 = -\frac{M}{m+M} \dot{\mathbf{r}}$$

$$\dot{\mathbf{r}}_2 = \frac{m}{m+M} \dot{\mathbf{r}}$$

$$\therefore E = \frac{1}{2} \frac{mM}{m+M} |\dot{\mathbf{r}}|^2 - \frac{GMm}{r}$$

$$E = \frac{1}{2} \frac{mM}{m+M} (1-\varepsilon \cos \theta)^2 \frac{G(m+M)}{(1-\varepsilon^2)a} \left( 1 + \frac{\varepsilon^2 \sin^2 \theta}{(1-\varepsilon \cos \theta)^2} \right) - GMm \frac{1-\varepsilon \cos \theta}{a(1-\varepsilon^2)}$$

$$E = -\frac{GmM}{2a} \left\{ -\frac{(1-\varepsilon \cos \theta)^2}{(1-\varepsilon^2)} - \frac{(1-\varepsilon \cos \theta)^2}{(1-\varepsilon^2)} \frac{\varepsilon^2 \sin^2 \theta}{(1-\varepsilon \cos \theta)^2} + \frac{2(1-\varepsilon \cos \theta)}{(1-\varepsilon^2)} \right\}$$

$$E = -\frac{GmM}{2a} \left\{ \frac{-(1-\varepsilon \cos \theta)^2 - \varepsilon^2 \sin^2 \theta + 2(1-\varepsilon \cos \theta)}{1-\varepsilon^2} \right\}$$

$$E = -\frac{GmM}{2a} \left\{ \frac{-(1-2\varepsilon \cos \theta + \varepsilon^2 \cos^2 \theta) - \varepsilon^2 \sin^2 \theta + 2 - 2\varepsilon \cos \theta}{1-\varepsilon^2} \right\}$$

$$E = -\frac{GmM}{2a} \left\{ \frac{-1 + 2\varepsilon \cos \theta - \varepsilon^2 \cos^2 \theta - \varepsilon^2 \sin^2 \theta + 2 - 2\varepsilon \cos \theta}{1-\varepsilon^2} \right\}$$

$$E = -\frac{GmM}{2a} \left\{ \frac{1 - \varepsilon^2 (\cos^2 \theta + \sin^2 \theta)}{1-\varepsilon^2} \right\}$$

$$E = -\frac{GmM}{2a}$$

$$\text{Hence: } -\frac{GmM}{2a} = \frac{1}{2} \frac{mM}{m+M} |\dot{\mathbf{r}}|^2 - \frac{GMm}{r}$$

$$\frac{1}{2} \frac{mM}{m+M} |\dot{\mathbf{r}}|^2 = GMm \left( \frac{1}{r} - \frac{1}{2a} \right)$$

$$|\dot{\mathbf{r}}|^2 = 2G(m+M) \left( \frac{2a-r}{2ar} \right)$$

$$|\dot{\mathbf{r}}| = \sqrt{\frac{G(m+M)(2a-r)}{ar}}$$

Total energy is the sum of the kinetic energy of the masses and the gravitational potential energy

Extra: Quick derivation of Kepler I and angular momentum without  $1/u$  substitution

$$\mathbf{J} = \frac{mM}{m+M} \mathbf{r} \times \dot{\mathbf{r}} = \frac{mM}{m+M} r \hat{\mathbf{r}} \times (\dot{r} \hat{\mathbf{r}} + r \dot{\theta} \hat{\theta}) = \frac{mM}{m+M} r^2 \dot{\theta} (\hat{\mathbf{r}} \times \hat{\theta})$$

$$\therefore J^2 = |\mathbf{J}|^2 = \frac{m^2 M^2}{(m+M)^2} r^4 \dot{\theta}^2 \quad \therefore r^2 \dot{\theta}^2 = \frac{(m+M)^2 J^2}{m^2 M^2 r^2}$$

$$\ddot{\mathbf{r}} = -\frac{G(M+m)}{r^2} \hat{\mathbf{r}}, \quad \ddot{\mathbf{r}} = (\ddot{r} - r \dot{\theta}^2) \hat{\mathbf{r}} + (r \ddot{\theta} + 2\dot{r} \dot{\theta}) \hat{\theta}$$

$$\therefore \ddot{r} - r \dot{\theta}^2 = -\frac{G(M+m)}{r^2}, \quad r \ddot{\theta} = -2\dot{r} \dot{\theta}$$

$$\therefore \ddot{r} = r \frac{(m+M)^2 J^2}{m^2 M^2 r^4} - \frac{G(M+m)}{r^2}$$

$$r = \frac{a(1-\varepsilon^2)}{1-\varepsilon \cos \theta} \quad \therefore \varepsilon \cos \theta = 1 - \frac{a(1-\varepsilon^2)}{r}$$

$$\therefore \dot{r} = \frac{-a(1-\varepsilon^2) \varepsilon \sin \theta}{(1-\varepsilon \cos \theta)^2} \dot{\theta} = -\frac{\varepsilon r^2 \dot{\theta} \sin \theta}{a(1-\varepsilon^2)}$$

$$\therefore \ddot{r} = -\frac{\varepsilon (2r \dot{\theta} \sin \theta + r^2 \ddot{\theta} \sin \theta + r^2 \dot{\theta}^2 \cos \theta)}{a(1-\varepsilon^2)}$$

$$\therefore \ddot{r} = -\frac{\varepsilon \left( 2r \dot{\theta} \sin \theta + r(-2\dot{r} \dot{\theta}) \sin \theta + \frac{(m+M)^2 J^2}{m^2 M^2 r^2} \cos \theta \right)}{a(1-\varepsilon^2)}$$

$$\therefore \ddot{r} = -\frac{\varepsilon \cos \theta (m+M)^2 J^2}{m^2 M^2 a (1-\varepsilon^2) r^2} = -\left( 1 - \frac{a(1-\varepsilon^2)}{r} \right) \frac{(m+M)^2 J^2}{m^2 M^2 a (1-\varepsilon^2) r^2}$$

$$\ddot{r} = \frac{(m+M)^2 J^2}{m^2 M^2 r^3} - \frac{G(M+m)}{r^2}$$

$$\therefore -\frac{(m+M)^2 J^2}{m^2 M^2 a (1-\varepsilon^2) r^2} + \frac{(m+M)^2 J^2}{m^2 M^2 r^3} = \frac{(m+M)^2 J^2}{m^2 M^2 r^3} - \frac{G(M+m)}{r^2}$$

$$\therefore \frac{(m+M)^2 J^2}{m^2 M^2 a (1-\varepsilon^2)} = G(M+m)$$

$$\therefore J^2 = \frac{Gm^2 M^2 (1-\varepsilon^2) a}{M+m}$$

i.e.  $r$  dependencies cancel!  
This means the polar equation of the ellipse is a solution of the Newton II expression